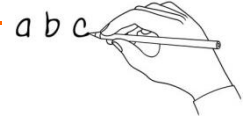




# Penpal letter

## 1. What's the word?

Write the word under the pictures.

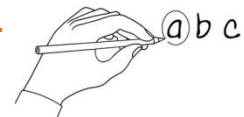


Brazil	hair	eyes	dog
football	beach volleyball	music	Canada

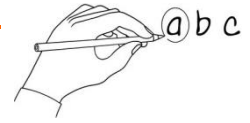
	Brazil		

## 2. Choose the answer!

Read the penpal letter on the next page and circle the correct answers.



- Juan is from \_\_\_\_\_. **Canada / Brazil / Spain**
- He is \_\_\_\_\_. **tall / short / thin**
- He has got \_\_\_\_\_ hair. **blonde / black / brown**
- He has got two \_\_\_\_\_. **cousins / sisters / brothers**
- His pet is a \_\_\_\_\_. **cat / fish / dog**
- He likes football, beach volleyball and \_\_\_\_\_. **music / books / television**
- Juan speaks \_\_\_\_\_ languages. **two / three / four**
- Liam lives in \_\_\_\_\_. **Australia / Canada / the USA**



### 3. Read and circle!

Read the penpal letter and circle the examples of the top tips.

#### Top tips for writing penpal letters!

1. Start your letter Hi + name.
2. Ask questions as well as talk about yourself.
3. You can end the letter with 'Best wishes'.

Hi Liam,

How are you? My name's Juan and I'm from Rio de Janeiro in Brazil. I'm eleven years old. How old are you?

I'm tall, I've got black hair and brown eyes. I've got one sister and two brothers.

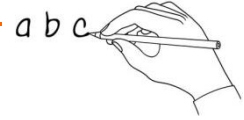
I've got a dog called Pedro. Have you got any pets? I like football, beach volleyball and music. What do you like?

I speak Portuguese (the language in Brazil) and English. What languages do you speak?

It's sunny and hot in Rio. What's the weather like where you live in Canada?

Please write soon.

Best wishes,  
Juan



#### 4. Practise writing!

Write a letter to introduce yourself to a penpal. Tell your penpal about: where you are from, your age, your appearance, your family, your pets, things you like and languages you speak. Remember to ask your penpal some questions!